

SHRI KALIKA SHEET METAL SOLUTION

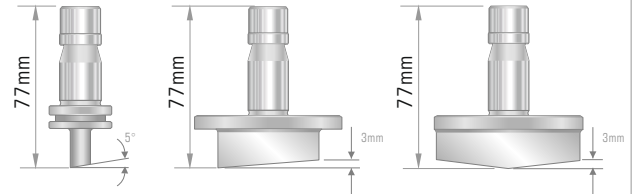
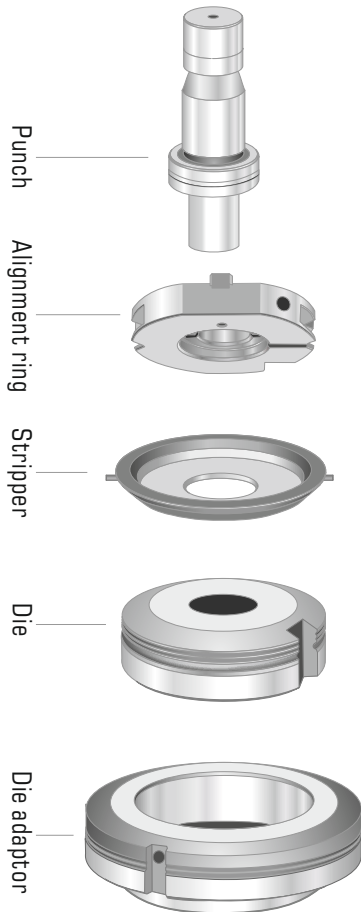
## TRUMPF STYLE TOOLING

THICK TURRET  
TRUMPF TYPE  
MURATA TYPE  
SALVAGNINI  
THIN TURRET

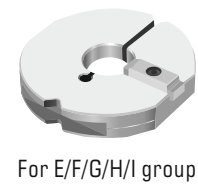
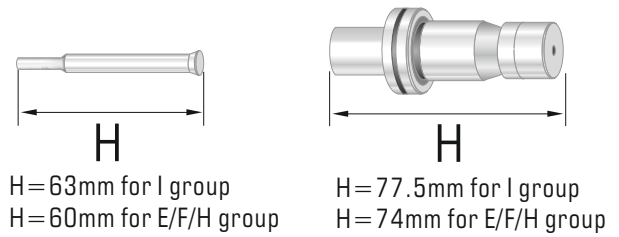


Cad/Cam | Toolings | Accessories

## TOOLING SYSTEM



- \* Flat Punch for group I ---77.5mm long, for other group---74mm long
- \* All whisper punch --- 77mm long, To order whisper, please specify
- \* Punch in 10~35mm with 5°, punch over 35mm with 3mm height
- \* Whisper punch can reduce noise and tonnage



## STANDARD SHAPES

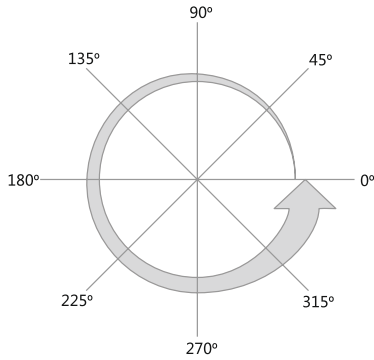


## TRUMPF MACHINE CLASSIFICATION

A	B*	C	D	E	F	G	H	I*	S*
CN 700 CN 900 CN 701 CN 901	CN 901E CN 902 CS 75 CS 75.2	CN 1200S CN 1200A CS 15 CS 20 CS 20a  MP 25 MP 25D	TRUMATIC 20 20a 202M	SUNIMAT 400  TRUMATIC 150K 151K 152K 180K 180.2K 180KD 180LK 180.2LK 202K 225K 235K 300K 300LK 300PK 400K	TRUMATIC 150W 152W 180W 180.2W 180R 180LW 180.2LW ELX/SWIFT 185 240 240R 250 260R	TRUMATIC 20aW 202W 300W 300LW 300PW 300top 400W	TRUMATIC 190R 200R 500R 600L	TRUMATIC 2000R 2010R 2020R 5000R 6000L 3000 1000	MINIMATIC 100  TRUMATIC 120R

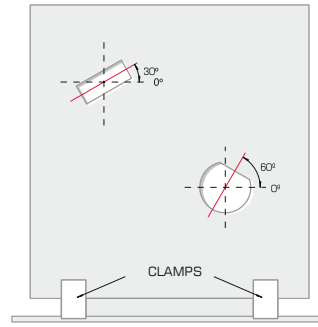
\*Strippers for groups H, I + S different with other machine groups. Please ensure stripper style.

**TOP DIE VIEW**

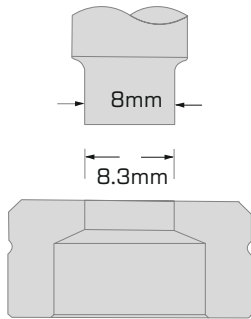


SHAPE ANGLE DIRECTION

**TOP DIE OF MACHINE**



SHAPE POSITION AT SHEET METAL FROM TOP OF MACHINE



8.3-8mm = 0.3mm = Total Clearance

**Recommended Total Die Clearance**

Material Thickness	Aluminum Total Clearance	Steel Total Clearance	Stainless Steel Total Clearance
1.00	.150	.200	.200
1.50	.230	0.30	.400
2.00	0.30	0.40	0.50
3.00	0.60	.750	.900
4.00	0.80	.001	.201
5.00	.001	.251	.751
6.35	.601	.002	.222

**PUNCH TIP TYPE**



WHISPER



ROOFTOP



INVERT ROOFTOP



CONCAVE



4-WAY

**DIE TYPE**



STANDARD



POSITIVE



STEP



ANTI SLUG 1



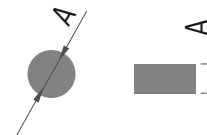
ANTI SLUG 2

**Minimum punchable hole diameter**

Minimum diameter size has a smaller proof tonnage on the punch edge and lead to the punch break.

Material type	Guarantee
Mild steel	TX1.0
Aluminium	TX1.0
Stainless steel	TX2.0

Eg, T = 1.5mm  
 In mild steel Min A = 1.5  
 In Aluminium Min A = 1.5  
 In Stainless steel Min A = 3.0



**P1**

STANDARD PUNCH

**P2**

STANDARD STRIPPER DIE PU SLITTING

**P3**

R.I.SYSTEM -2.4.1/NEX

**P4**

MULTI-TOOL 10 STATION

**P5**

MULTI-TOOL 5 STATION

**P6**

PARTING TOOLS

**P7**

HEAVY DUTY TOOL

**P8**

MULTI-TOOL 4,6 PUNCH DIE ACCESSORIES

**P9**

FULLY GUIDED 1

**P10**

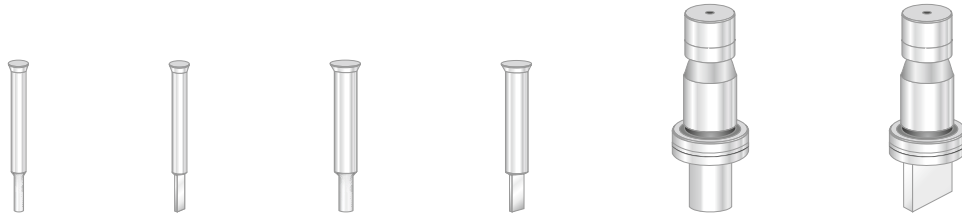
ACCESSORIES

**P11-P27**

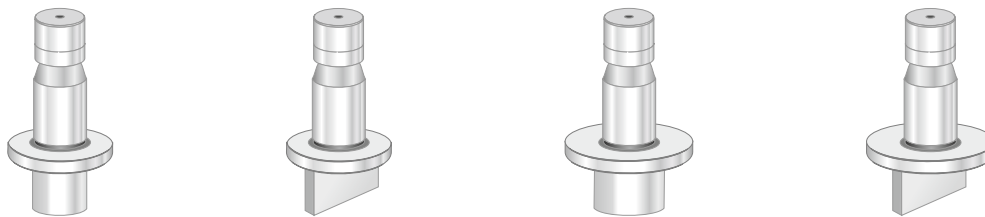
FORMING TOOLS

**P28**

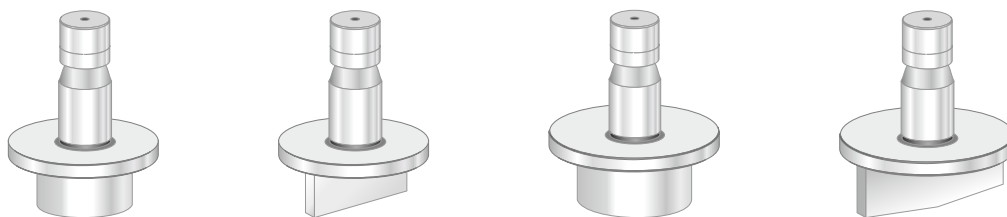
AUTO TOOLING GRINDER




		STD PUNCH		SHORT PUNCH	
SIZE	Dimension	Round code	Shape code	Round code	Shape code
0A	1.20-6.00mm	T0A-PBRO	T0A-PB**	T0AS-PBRO	T0AS-PB**
0B	6.01-10.50mm	T0B-PBRO	T0B-PB**	T0BS-PBRO	T0BS-PB**
1	1.20-30.00mm	T1-PBRO	T1-PB**	T1S-PBRO	T1S-PB**



		STD PUNCH		SHORT PUNCH	
SIZE	Dimension	Round code	Shape code	Round code	Shape code
2A	30.01-40.00mm	T2A-PBRO	T2A-PB**	T2AS-PBRO	T2AS-PB**
2B	40.01-50.00mm	T2B-PBRO	T2B-PB**	T2BS-PBRO	T2BS-PB**

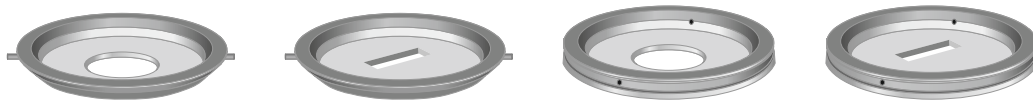


		STD PUNCH		SHORT PUNCH	
SIZE	Dimension	Round code	Shape code	Round code	Shape code
2C	50.01-60.00mm	T2A-PBRO	T2A-PB**	T2AS-PBRO	T2AS-PB**
2D	60.01-76.2mm	T2B-PBRO	T2B-PB**	T2BS-PBRO	T2BS-PB**



TRUMPF STYLE DIE

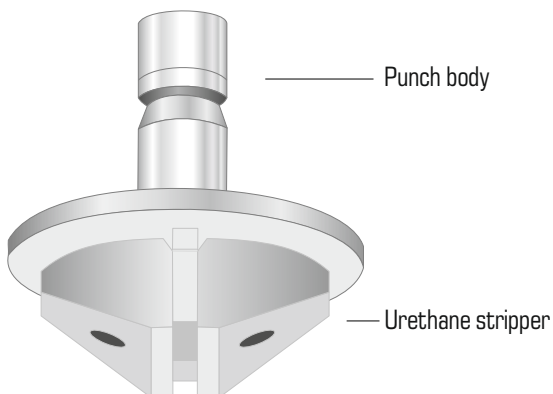
	Dimension	Round code	Shape code
SIZE 1	~32.00mm	T1-PBRO	T1-PB**
SIZE 1	~78.2mm	T2-PBRO	T2-PB**



TRUMPF STYLE STRIPPER

TYPE	Round code	Shape code
For H/I Group	T1-STRO	T1-ST**
For E/F Group	T2-STRO	T2-ST**

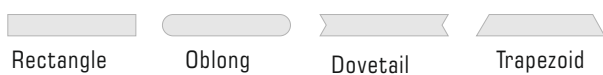
**TRUMPF PU SLITTING**



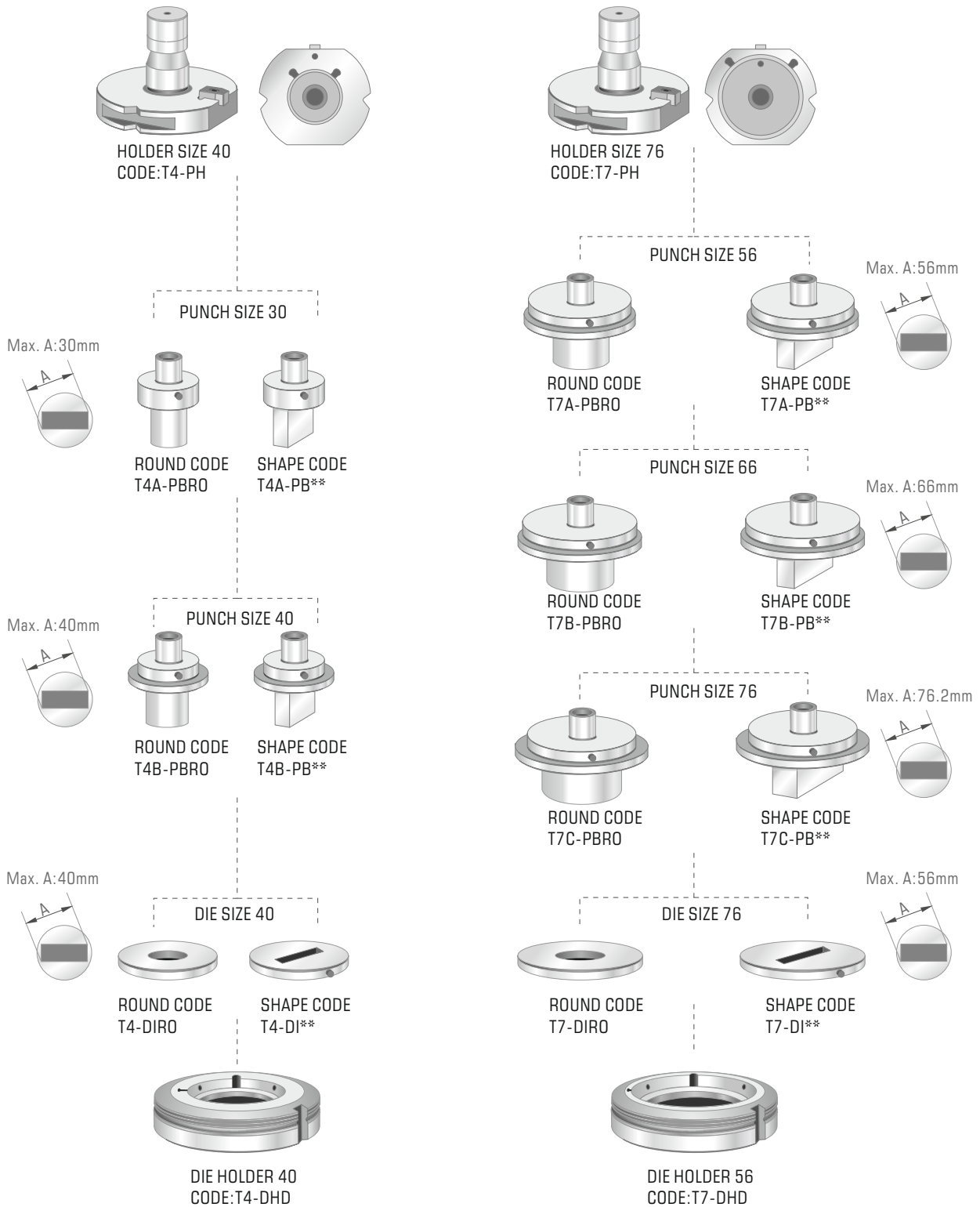
TRUMPF PU SLITTING

Size	Part name	Round code
SIZE 2C 30-60mm	Punch ass'y	T2C-SPA**
	Punch body	T2C-SPB**
	Stripper	T2C-SST**
SIZE 2D 60.01-76.2mm	Punch ass'y	T2D-SPA**
	Punch body	T2D-SPB**
	Stripper	T2D-SST**

Available shapes




- \* Width range: 10mm~60mm
- \* Length range: ~76.2mm
- \* Urethane stripper
- \* Max.Thickness:2.0mm MS, 1.5mm Stainless




STANDARD SHAPES

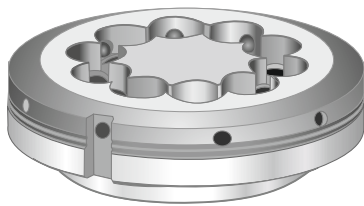





MT 10 Punch holder  
TO-PH



MT 10 Stripper  
TO-ST

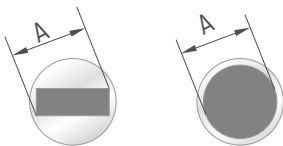


MT 10 Die holder  
TO-DH



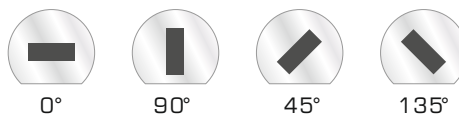
TRUMPF MT10 PUNCH AND DIE

Part name	Round code	Round code
Punch	TO-PIRO	TO-PI**
Die	TO-DIRO	TO-DI**

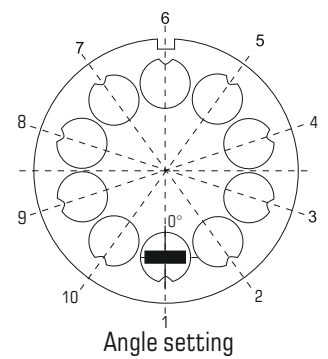
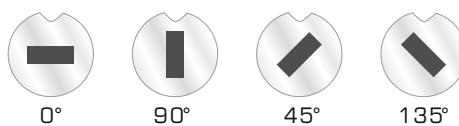


\*Max. size A: 10.5mm  
\*Punch Max thickness  
Mild steel 4.5mm  
Stainless steel 3.0mm


Punch shape direction



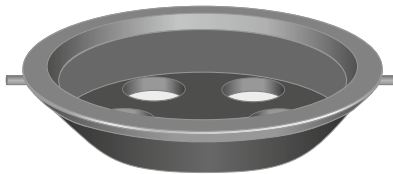
Die shape direction



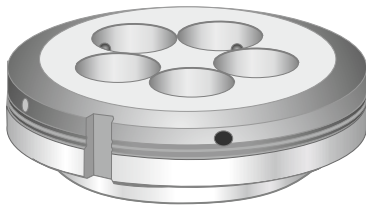




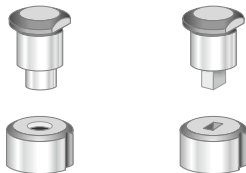
MT 5 Punch holder  
T5-PH



MT 5 Stripper  
T5-ST

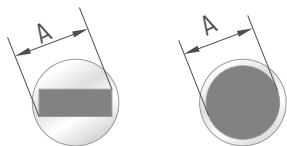


MT 5 Die holder  
T5-DH



**TRUMPF MT10 PUNCH AND DIE**

Part name	Round code	Round code
Punch	T5-PIRO	T5-PI**
Die	T5-DIRO	T5-DI**

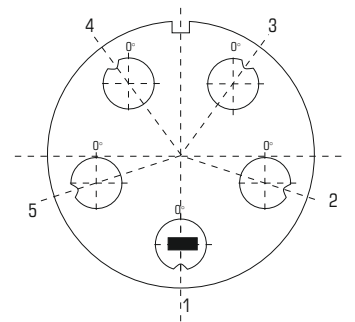
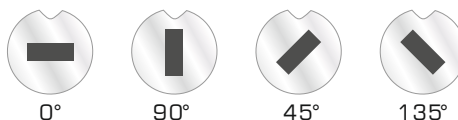


\*Max. size A: 16mm  
\*Punch Max thickness  
Mild steel 4.5mm  
Stainless steel 3.0mm

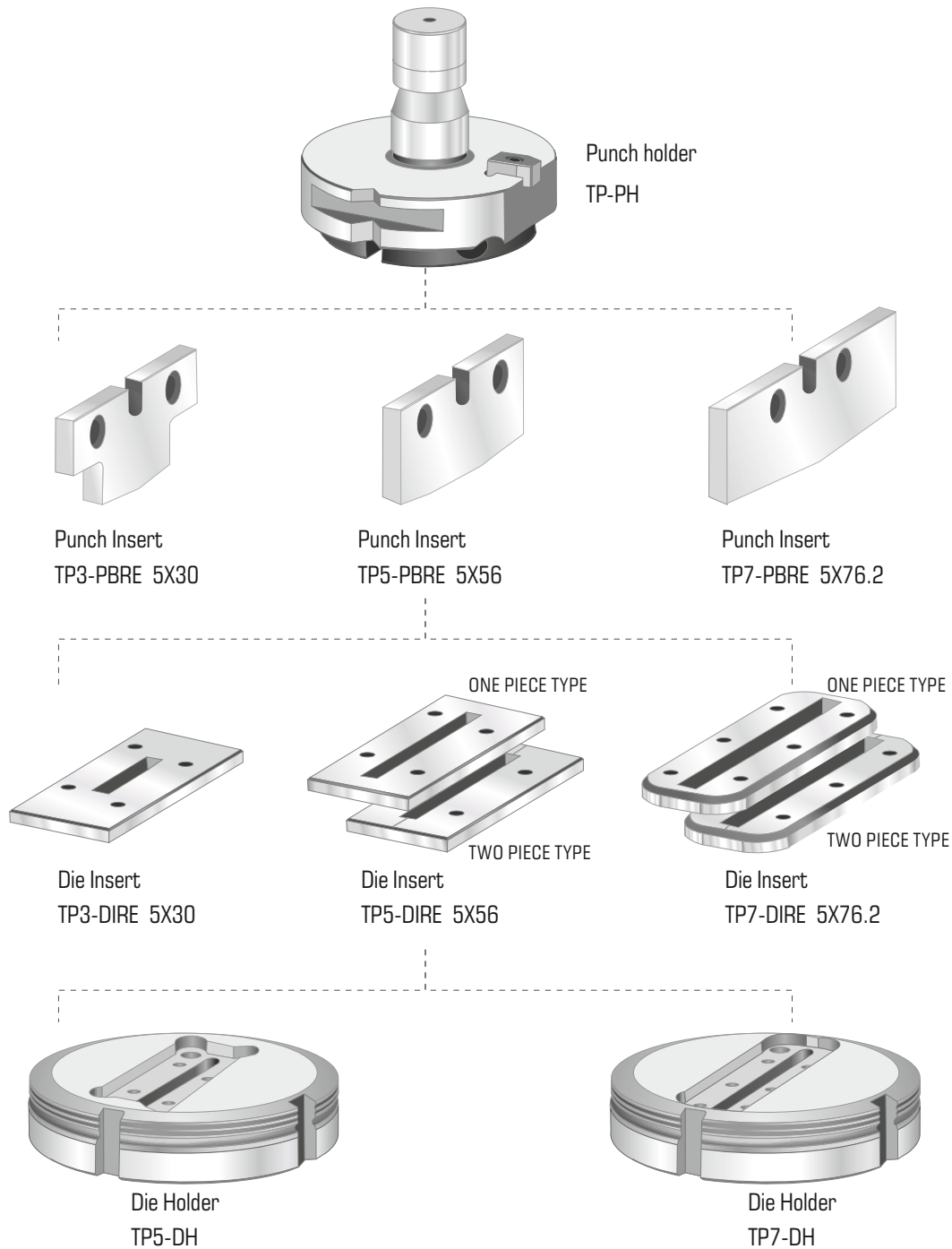
**Punch shape direction**



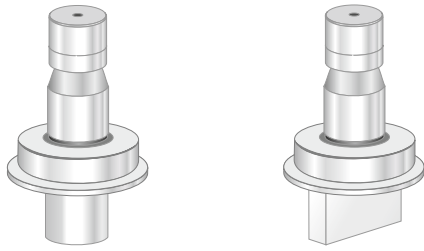
**Die shape direction**



Angle setting

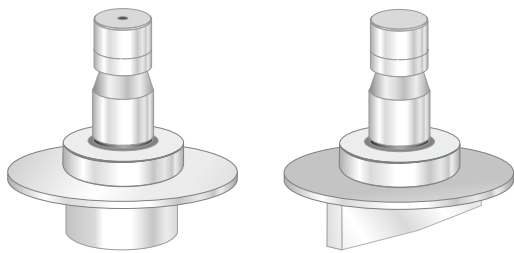


<p><b>MAX. SIZE</b></p> <p>*Max. size A: 76.2mm *Punch Max thickness Mild steel 3.0mm</p>		<p><b>DIRECTION AND ANGLE SETTING</b></p> <p>Available shapes</p> <p>Rectangle    Oblong    Dovetail    Trapezoid</p>	
		<p>*Shape optional: Oblong    Size optional: 5XL &lt; 76.2</p>	



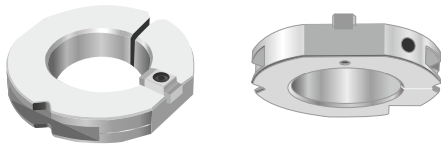
TRUMPF HEAVY DUTY-40 TYPE (10- 40mm)

SHAPE	CODE
ROUND	TH4-PBRO
RECTANGLE	TH4-PBRE
SQUARE	TH4-PBSQ
OBLONG	TH4-PBOB



TRUMPF HEAVY DUTY-76 TYPE (40-76.2mm)

SHAPE	CODE
ROUND	TH7-PBRO
RECTANGLE	TH7-PBRE
SQUARE	TH7-PBSQ
OBLONG	TH7-PBOB



TRUMPF HEAVY DUTY ALIGNMENT RING

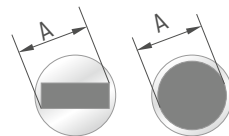
SHAPE	CODE
ALIGNMENT RING	TH-AG



TRUMPF HEAVY DUTY DIE

	Dimension	Round code	Shape code
SIZE 40	10-40.00mm	TH4-PBRO	TH4-PB**
SIZE 76	40-69.00mm	TH7-PBRO	TH7-PB**

- \*Advise TiCN coating to extend punch life
- \*Mini.Punch dia. 10mm
- \*Max.Dia A dimension 69mm
- \*R1.0mm on corners increase the life





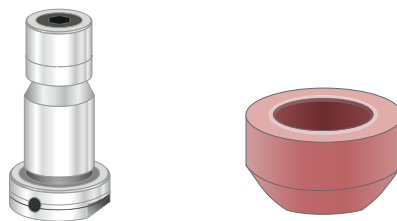
TRUMPF MT4 PUNCH AND DIE

	Dimension	Round code	Shape code
MT4 PUNCH	~16.00mm	T4-PIRO	T4-PI**
MT4 DIE	~16.6mm	T4-DIRO	T4-DI**



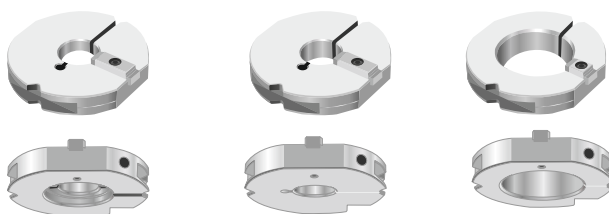
TRUMPF Mt6 PUNCH AND DIE

	Dimension	Round code	Shape code
Mt6 PUNCH	~10.50mm	T6-PIRO	T6-PI**
Mt6 DIE	~11.1mm	T6-DIRO	T6-DI**



TRUMPF MT4 PUNCH AND DIE

Part name	Dimension	Code	Part name	Dimension	Code
SIZE OA CHUCK	6.0mm	TOA-CK	PU STRIPPER	For 74mm	TPUS
SIZE OB CHUCK	10.5mm	TOB-CK	PU STRIPPER	For 77mm	TPUL



ALIGNMENT RING

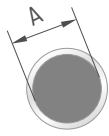
Part name	Code
SIZE 1	T1-AG
SIZE 2	T2-AG
HEAVY DUTY	TH-AG



FULLY GUIDED TYPE ROUND (0.6- 3.0mm)

PART NAME	CODE
PUNCH ASS'Y	TH4-PBRO
PUNCH BODY	TH4-PBRO
DIE	TH4-PBRO

- \*Advise TiCN coating to extend punch life
- \*Punch size dia.0.6-3.0mm
- \*Max.Thickness ≤ 2.0mm MS, ≤ 1.0mm SS
- \*Min. Dia/Width: AL 0.75xT, MS 1.0xT, SS 2.0xT
- \*Close clearance between punch and stripper
- \*Stripper supply more thick support






FULLY GUIDED TYPE SHAPE (0.6- 3.0mm)

PART NAME	CODE
PUNCH ASS'Y	TH4-PBRE
PUNCH BODY	TH4-PBRE
DIE	TH4-PBRE

- \*Advise TiCN coating to extend punch life
- \*A size: 3-28mm B size: 0.6-3mm
- \*Max.Thickness ≤ 2.0mm MS, ≤ 1.0mm SS
- \*Min. Dia/Width: AL 0.75xT, MS 1.0xT, SS 2.0xT
- \*Close clearance between punch and stripper
- \*Stripper supply more thick support



Description	Code
Trumpf cartridge universal	TF-CT



Description	Code
Die plate	TF-DP

Description	Code
Die adaptor (1-2 size)	TF-AD

Description	Code	Machine model
C RING	TF-CR500	TC200R, TC500R, TC600L
C RING	TF-CR1000	TruPunch 1000 (S05), TruPunch 1000 (S19), TruPunch 2000 (S18), TC 1000 R
C RING	TF-CR2000	TruPunch 2020, TruPunch 3000 (S06), TruPunch 5000 (S01), TruPunch 5000 (S10), TruPunch 5000 (S12), TC 2000 R, TC 2010 R, TC 2020 R, TC 3000 R, TC 5000 R
C RING	TF-CR3000	TruPunch 3000 (S11)



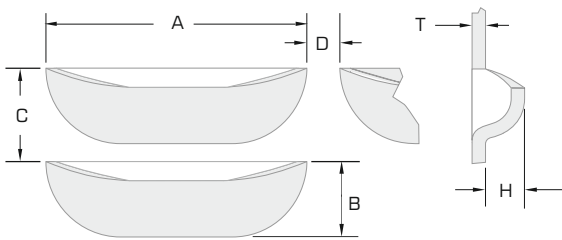
Description	Code
Tooling alignment fixture	TF-AF



SIZE 5-EXTRA SIZE

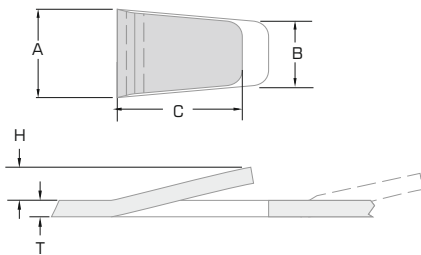


**LOUVER TOOL, MAX LENGTH 95mm**

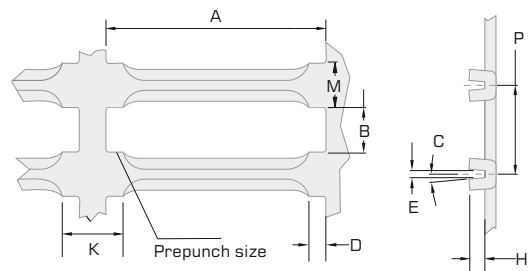


**CLUSTER TOOL**

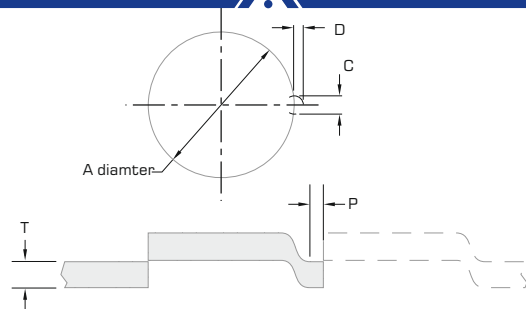
**LANCE AND FORM, MAX LENGTH 80mm**



**CARD GUIDE, MAX LENGTH 80mm**

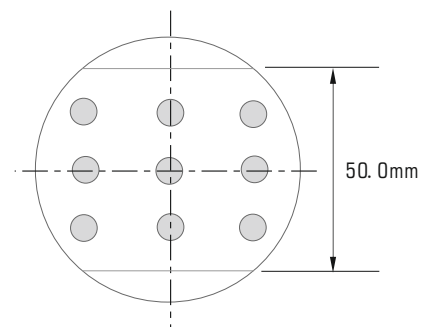
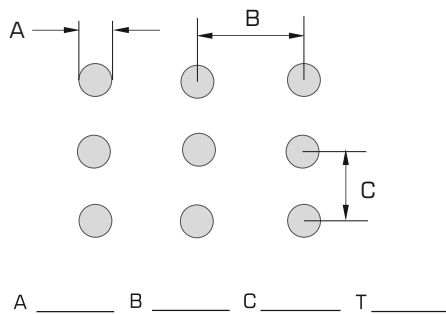




**KNOCKOUT, MAX DIA. 85mm**





CLUSTER



EXTRUSION TAPPING

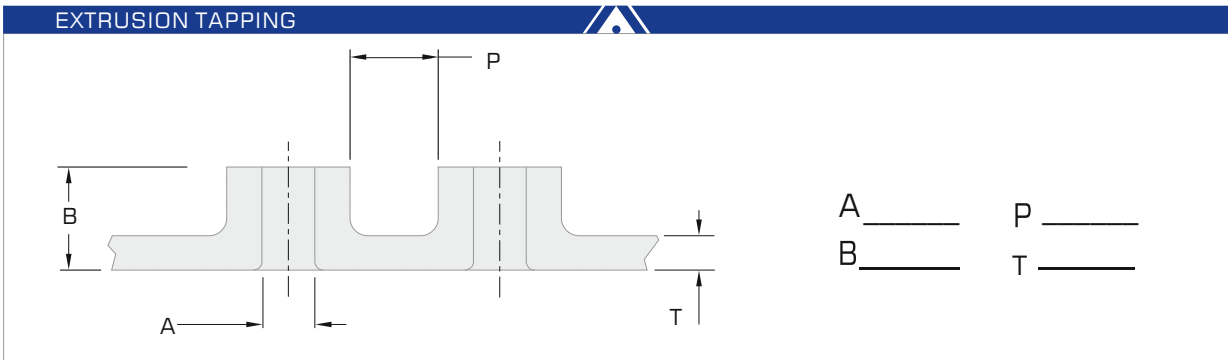
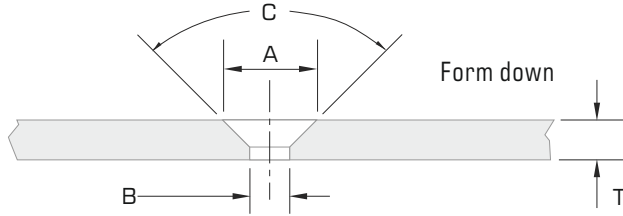
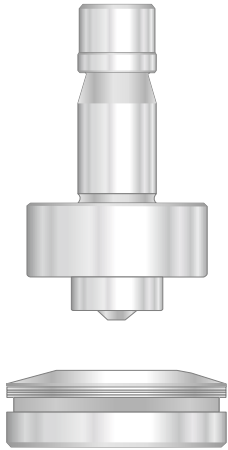


CHART FOR PREPUNCH SIZE

Material	Tapping size	Thickness I.D. C size	0.8	1.0	1.2	1.6	2.0	2.3
			Aluminum Mild steel	M2.6	2.21	1.3	1.3	1.3
M3	2.57	1.3		1.3	1.6	1.6	N/A	N/A
M4	3.40	2.0		2.0	2.0	2.3	2.3	2.5
M5	4.30	N/A		2.3	2.3	2.8	2.8	3.0
M6	5.20	N/A		N/A	N/A	3.0	3.8	3.8
Stainless steel	M2.6	2.21	1.3	1.3	N/A	N/A	N/A	N/A
	M3	2.57	1.3	1.6	1.8	N/A	N/A	N/A
	M4	3.40	2.0	2.0	2.0	N/A	N/A	N/A
	M5	4.30	N/A	2.3	2.3	N/A	N/A	N/A
	M6	5.20	N/A	3.0	3.0	N/A	N/A	N/A

COUNTERSINK

COUNTERSINK

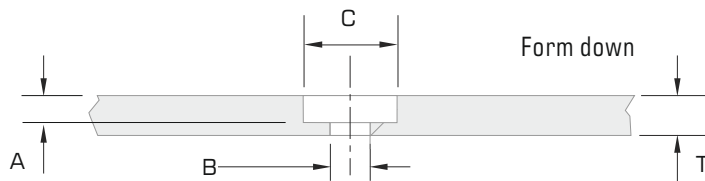



A \_\_\_\_\_  
 B \_\_\_\_\_  
 C \_\_\_\_\_  
 T \_\_\_\_\_

Material Type \_\_\_\_\_  
 Machine Type \_\_\_\_\_  
 Tooling Station \_\_\_\_\_



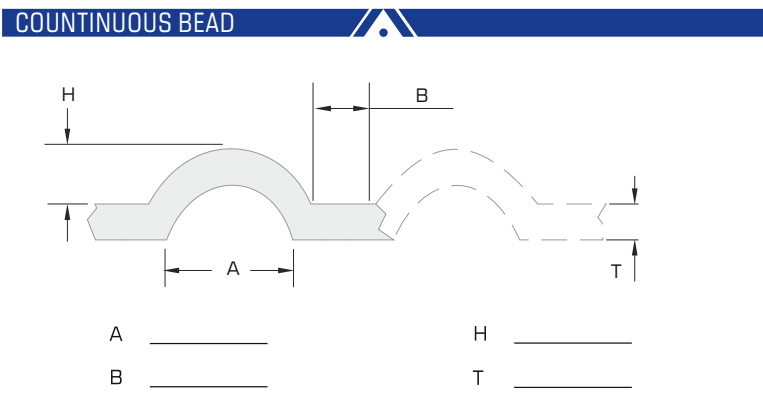
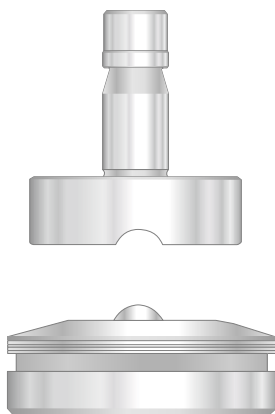
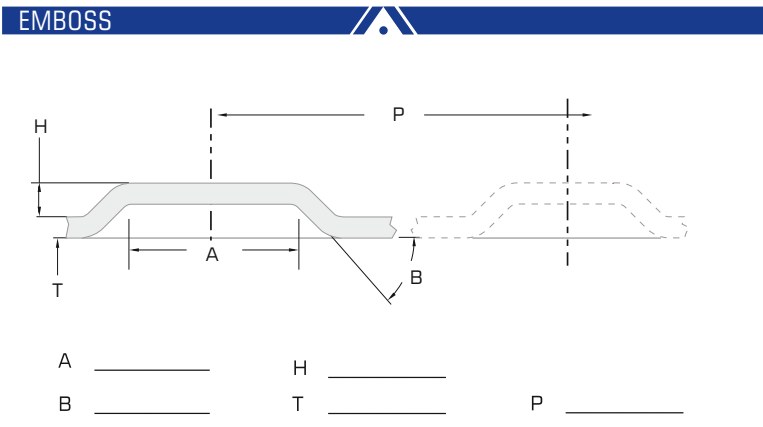

COUNTERSINK



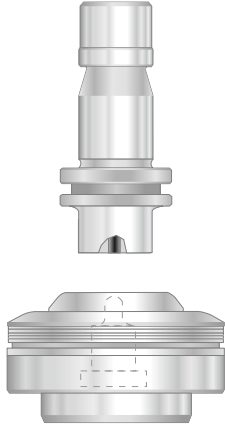
A \_\_\_\_\_  
 B \_\_\_\_\_  
 C \_\_\_\_\_  
 T \_\_\_\_\_

Material Type \_\_\_\_\_  
 Machine Type \_\_\_\_\_  
 Tooling Station \_\_\_\_\_

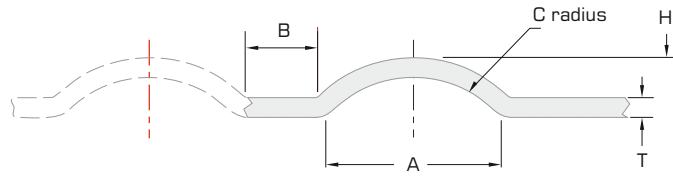
EMBOSS/COUNTINOUS BEAD




DIMPLE/EMBOSS COUNTERSINK



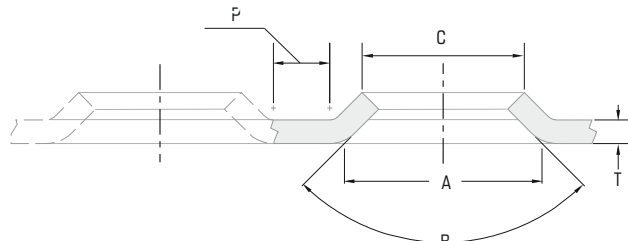
DIMPLE



A \_\_\_\_\_  
 B \_\_\_\_\_  
 C \_\_\_\_\_  
 H \_\_\_\_\_  
 T \_\_\_\_\_



EMBOSS COUNTERSINK

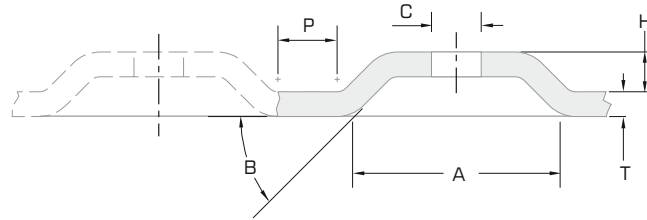


A \_\_\_\_\_  
 B \_\_\_\_\_  
 C \_\_\_\_\_  
 H \_\_\_\_\_  
 P \_\_\_\_\_  
 T \_\_\_\_\_

EMBOSS EXTRUSION

LOGO STAMPING/MARKING TOOL

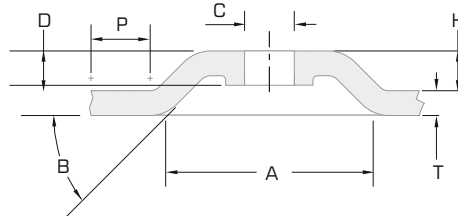
EMBOSS EXTRUSION



- A \_\_\_\_\_
- B \_\_\_\_\_
- C \_\_\_\_\_
- H \_\_\_\_\_
- P \_\_\_\_\_
- T \_\_\_\_\_

Note: The tooling need prepunch

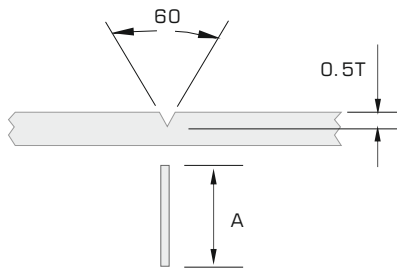
EMBOSS EXTRUSION



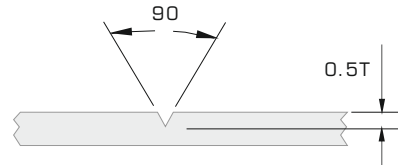
- A \_\_\_\_\_
- B \_\_\_\_\_
- C \_\_\_\_\_
- D \_\_\_\_\_
- H \_\_\_\_\_
- P \_\_\_\_\_
- T \_\_\_\_\_



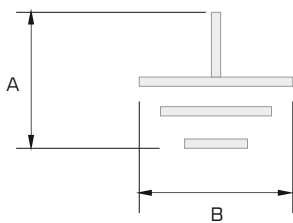
V LINE MARKING



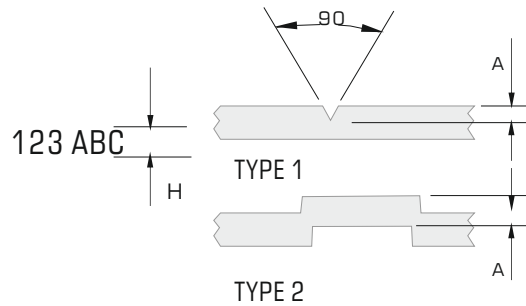
CENTER POINT



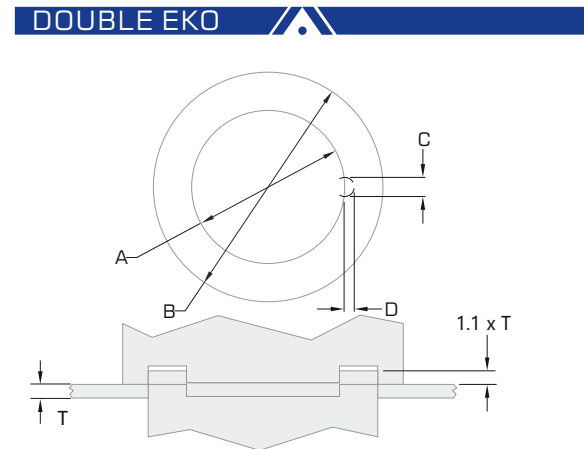
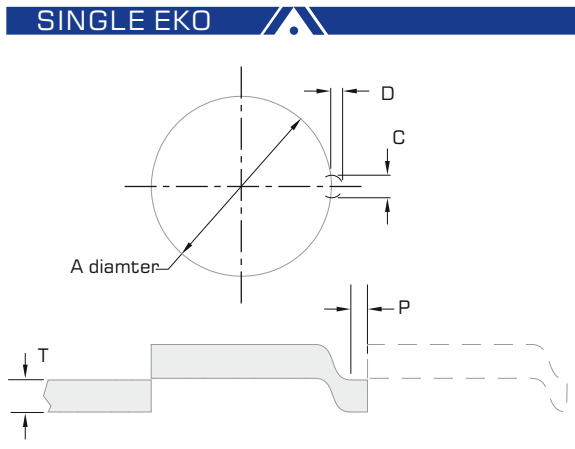
EARTH GROUND



LOGO MARKING



KNOCKOUT-EKO TOOL



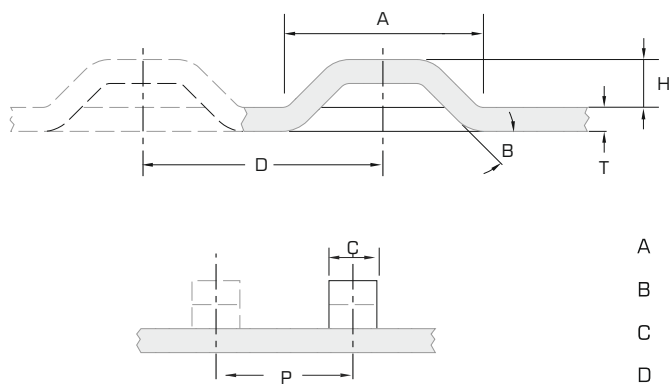
A	_____	D	_____	Material Type	_____
B	_____	P	_____	Machine Type	_____
C	_____	T	_____	Tooling Station	_____



BRIDGE

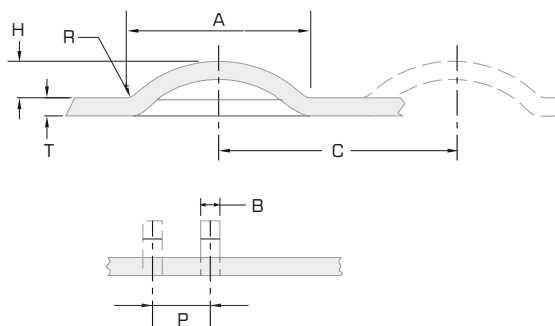


BRIDGE-FLAT TOP



A \_\_\_\_\_  
 B \_\_\_\_\_ H \_\_\_\_\_  
 C \_\_\_\_\_ P \_\_\_\_\_  
 D \_\_\_\_\_ T \_\_\_\_\_

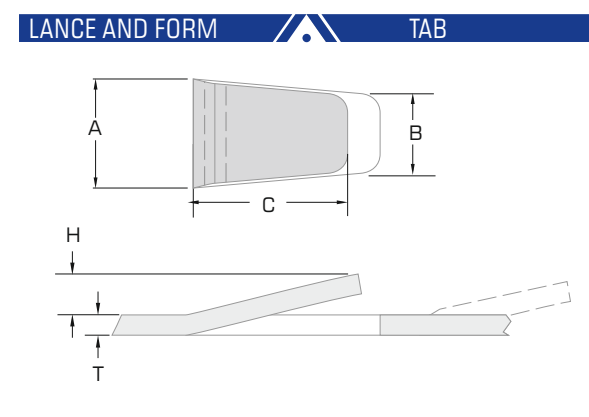
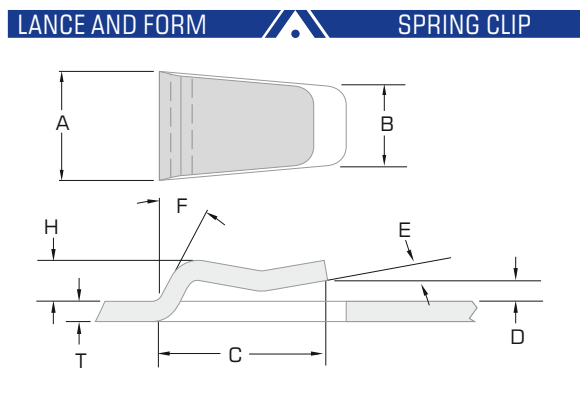
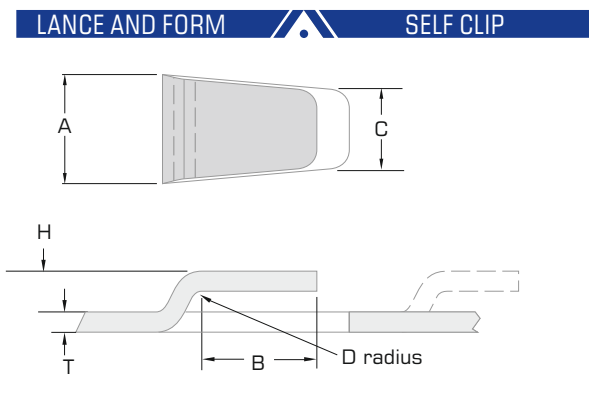
BRIDGE-RADIUS TOP



A \_\_\_\_\_ H \_\_\_\_\_  
 B \_\_\_\_\_ R \_\_\_\_\_  
 C \_\_\_\_\_ T \_\_\_\_\_  
 P \_\_\_\_\_

LANCE AND FORM

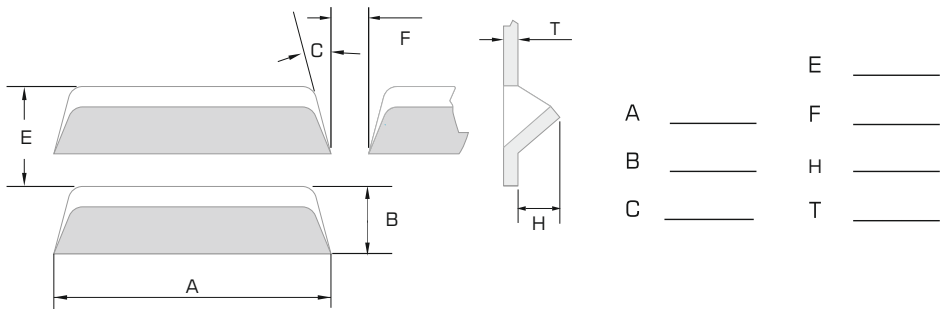
LOUVER TOOL



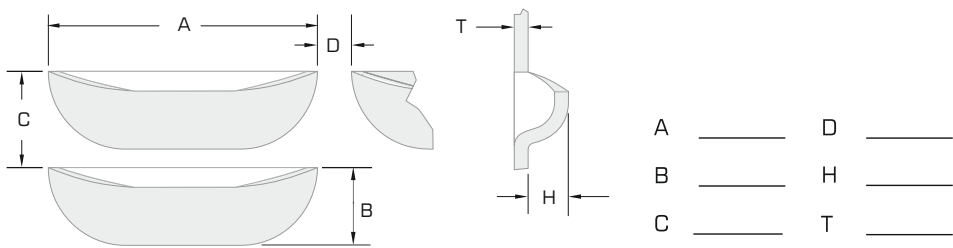
- A \_\_\_\_\_
- B \_\_\_\_\_
- C \_\_\_\_\_
- D \_\_\_\_\_
- E \_\_\_\_\_
- F \_\_\_\_\_
- H \_\_\_\_\_
- P \_\_\_\_\_
- T \_\_\_\_\_



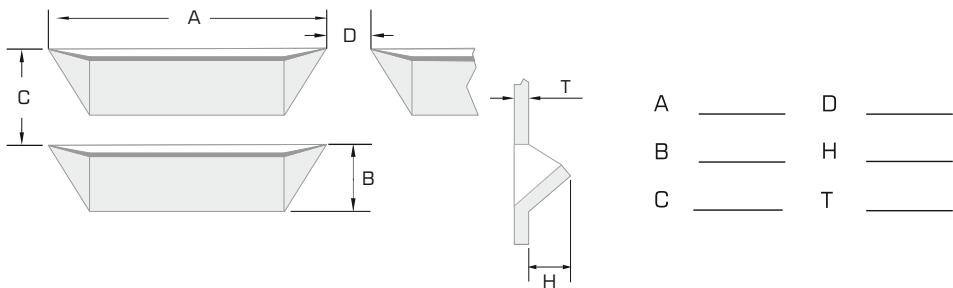
OPEN STRAIGHT LOUVER



CLOSE RADIUS LOUVER



CLOSE STRAIGHT LOUVER

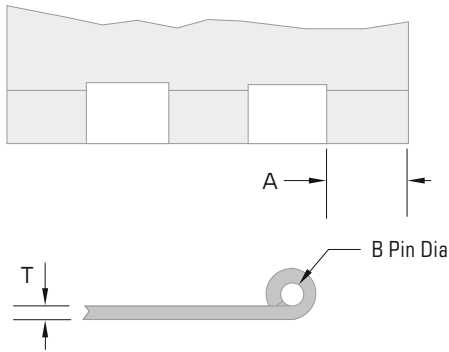


HINGLE TOOL/CARD GUIDE


THREAD LOOP/THREAD FORM



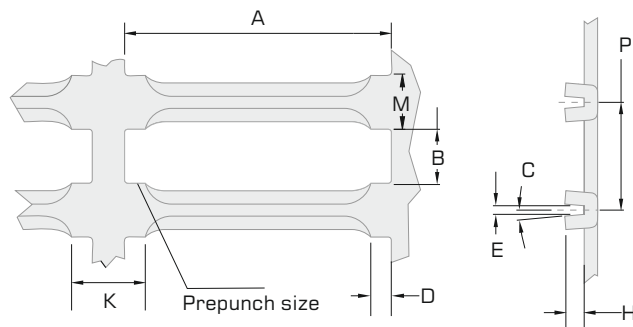
HINGLE TOOL



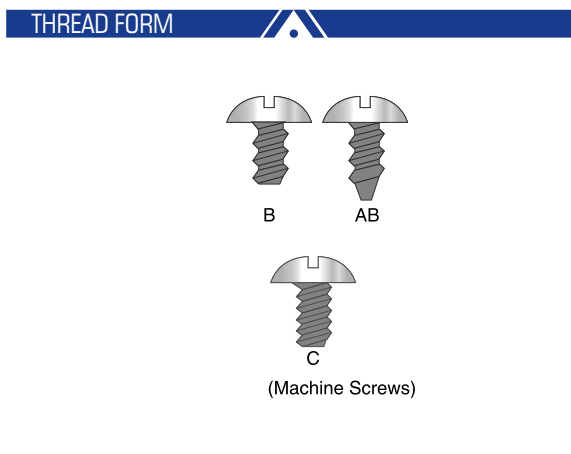
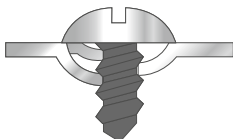
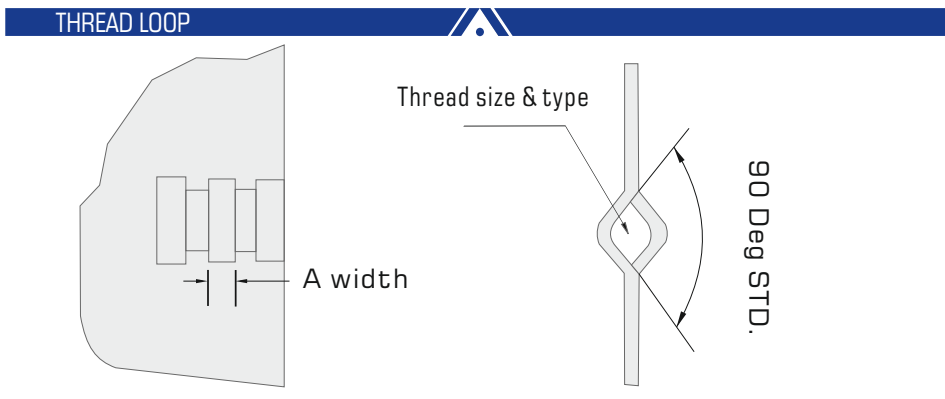

A \_\_\_\_\_  
 B \_\_\_\_\_  
 T \_\_\_\_\_



CARD GUIDE

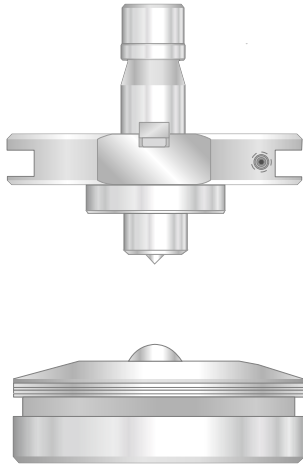


A \_\_\_\_\_ D \_\_\_\_\_ K \_\_\_\_\_  
 B \_\_\_\_\_ E \_\_\_\_\_ P \_\_\_\_\_  
 C \_\_\_\_\_ H \_\_\_\_\_ M \_\_\_\_\_



MULTI-SCRIBE/SHEAR BUTTON

TEXTURE/DRIPS/LEATHER

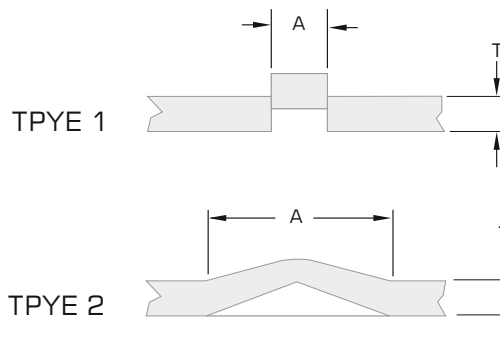
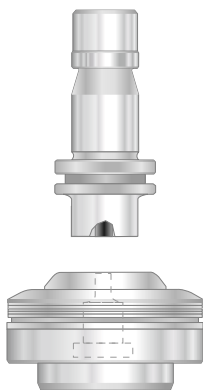


MULTI SCRIBE

Change spring for different sheetmetal in auto index station

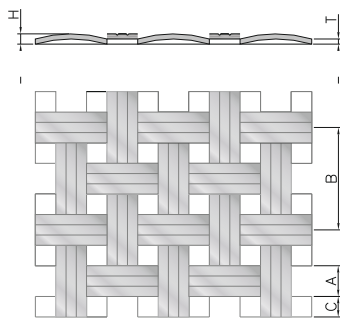


SHEAR BUTTON



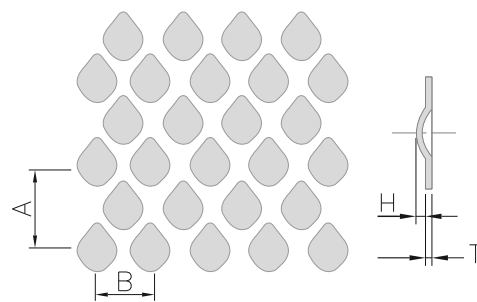


EMBOSS-EXPANDED METAL




A: \_\_\_\_\_  
 B: \_\_\_\_\_ H: \_\_\_\_\_  
 C: \_\_\_\_\_ T: \_\_\_\_\_

EMBOSS-DRIPS



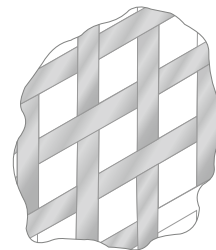
A: \_\_\_\_\_ H: \_\_\_\_\_  
 B: \_\_\_\_\_ T: \_\_\_\_\_

LEATHER TEXTURE



Max. thickness: 2.0mm  
 Emboss height 0.5mm

EMBOSS-EXPANDED METAL



The texture need prepunch


## AUTO PUNCH DIE GRINDER



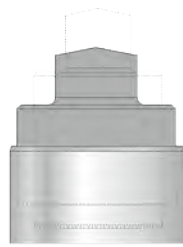
## AFAB GRINDER FEATURE

- \* Touch-screen interface, Easy operation, Support multiple languages
- \* Friendly grinding system, No need to know grinding parameter
- \* Simple fixture design, Load and unload punch die quickly, easily
- \* Fixture works for popular tooling (amada, trumpf, multi-tool, murata, salvagnini)
- \* Optional shear adjustment fixture
- \* Machine colour: Blue white and Red black

## Optional shear fixture and adaptors



Fixture base (E STN)



C.D STN adaptor



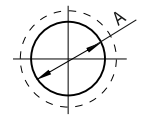
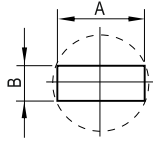
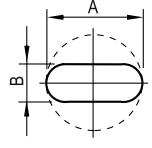
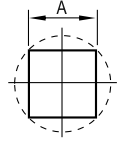
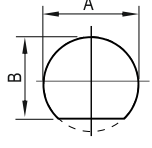
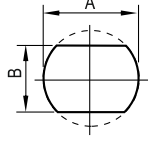
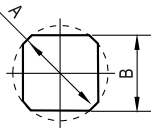
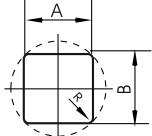
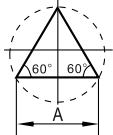
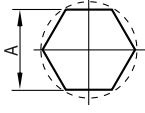
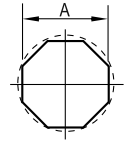
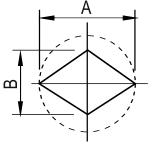
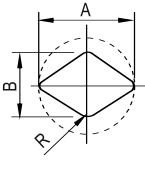
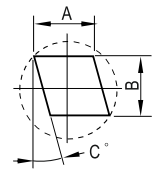
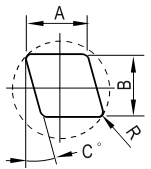
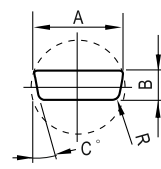
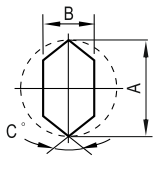
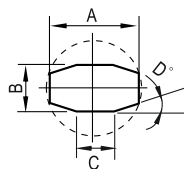
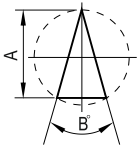
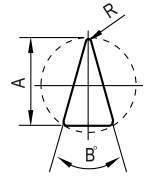
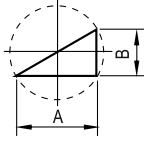
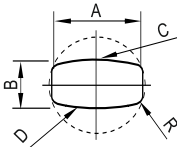
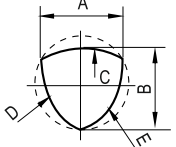
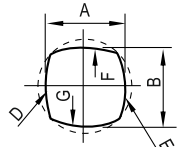
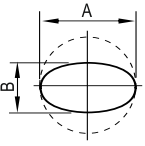
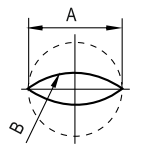
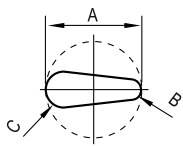
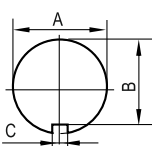
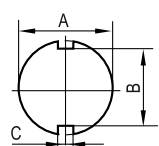
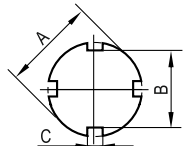
90 punch adaptor



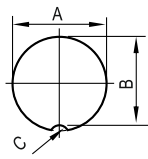
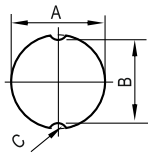
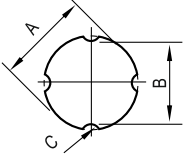
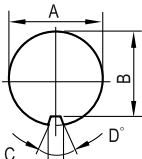
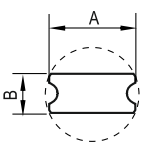
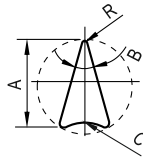
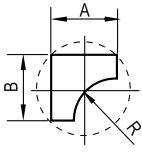
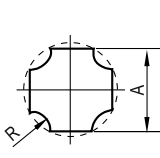
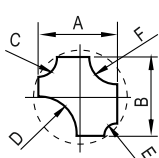
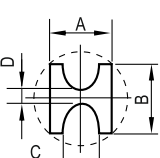
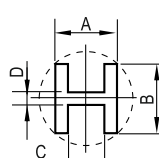
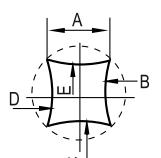
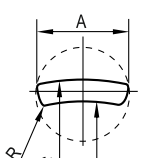
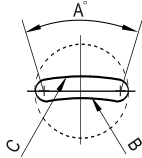
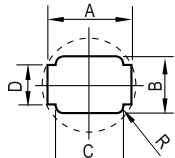
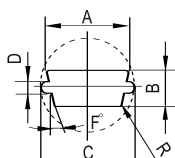
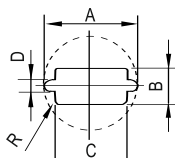
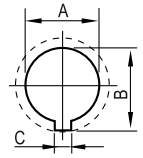
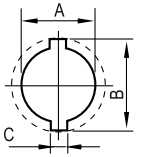
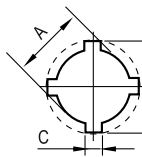
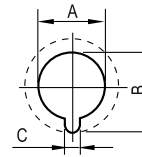
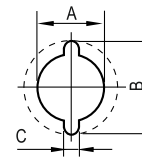
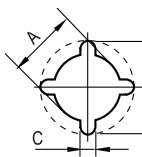
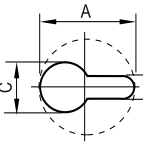
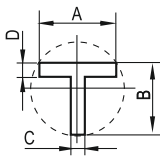
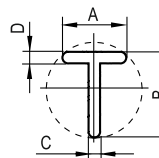
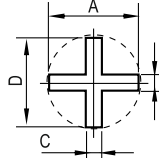
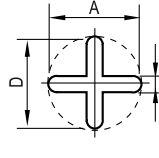
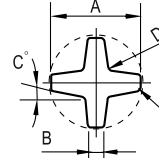
Trumpf punch adaptor



SHAPES CHART

					
Code: RO	Code: RE	Code: OB	Code: SQ	Code: SD	Code: DD
Name: Round	Name: Rectangle	Name: Oblong	Name: Square	Name: Single D	Name: Double D
size: A	size: B/A	size: B/A	size: A	size: B/A	size: B/A
					
Code: QD	Code: QR	Code: ET	Code: HX	Code: OT	Code: A0
Name: Quad D	Name: Quad R	Name: Equi.triangle	Name: Hexagon	Name: Octagon	Name: Diamond
size: B/A	size: B/A/A	size: A	size: A	size: A	size: B/A
					
Code: A1	Code: A2	Code: A3	Code: A4	Code: A5	Code: A6
Name: Diamond	Name: Diamond	Name: Diamond	Name: Cable connector	Name: Eix edge	Name: Eight edge
size: B/A/R	size: B/A/C	size: B/A/C/R	size: B/A/C/R	size: B/A/C	size: C/B/A/D
					
Code: A7	Code: A8	Code: A9	Code: B0	Code: B1	Code: B2
Name: Triangle	Name: Tri.with R	Name: Right Tri.	Name: Double R	Name: Tri-R	Name: Quad-R
size: B/A	size: A/B/R	size: B/A	size: B/A/C/D/R	size: B/A/C/D/E	size: B/A/D/E/F/G
					
Code: B3	Code: B4	Code: B5	Code: C0	Code: C1	Code: C2
Name: Ellipse	Name: Football	Name: Keyhole	Name: Keyway	Name: Double keyway	Name: Quad keyway
size: B/A/C/R	size: A/B	size: A/B/C	size: C/B/A	size: C/B/A	size: C/B/A

SHAPES CHART

					
Code: C3	Code: C4	Code: C5	Code: C6	Code: C7	Code: D0
Name: keyway	Name: Double-keyway	Name: Quad-keyway	Name: Keyway	Name: Micro-joint	Name: Triangle with R
size: C/B/A	size: C/B/A	size: C/B/A	size: C/B/A/D	Size: B/A	size: A/B/C/R
					
Code: D1	Code: D2	Code: D3	Code: D4	Code: D5	Code: E0
Name: One way radius	Name: Four way radius	Name: Four way	Name: H with radius	Name: H shape	Name: Four Radius
size: B/A/R	size: A/R	size: A/B/C/D/E/F	size: D/C/B/A	size: D/C/A/B	size: A/B/C/D/E
					
Code: E1	Code: E2	Code: E3	Code: E4	Code: E5	Code: E6
Name: Banana	Name: Banana	Name: Connector	Name: Connector	Name: Connector	Name: Keyhole
size: A/C/D/R	size: B/C/A	size: D/B/C/A/R	size: D/B/A/C/F/R	size: D/B/C/A/R	size: C/A/B
					
Code: E7	Code: E8	Code: F0	Code: F1	Code: F2	Code: F3
Name: Keyhole	Name: Keyhole	Name: Keyhole	Name: Keyhole	Name: Keyhole	Name: Keyhole
size: C/A/B	size: C/A/B	size: C/A/B	size: C/A/B	size: C/A/B	size: B/C/A
					
Code: F4	Code: F5	Code: F6	Code: F7	Code: F8	
Name: T shape	Name: T shape	Name: Cross	Name: Cross	Name: Cross	
size: D/C/B/A	size: D/C/A/B	size: C/B/D/A	size: B/A/D	size: B/A/C/D/R	



Cad/Cam | Toolings | Accessories

## **ML TECHNOLOGIES**

**Email:** [saipawar@mltechnologies.co.in](mailto:saipawar@mltechnologies.co.in)

[info@mltechnologies.co.in](mailto:info@mltechnologies.co.in)

**Website:** [www.mltechnologies.co.in](http://www.mltechnologies.co.in)